
. . . , . . . , . . .
 . . .
 , . . .
 [15]. , , , . . .
 . . . , . . .
 , [5]. , . . .
 . . . , . . .
 , . . .
 . . . [1].
 : . . .
 [7], . . .
 , . . .
 : . . .
 , . . .
 [8]. , . . .
 [5; 10], . . .
 , . . .
 . . . , . . .
 , . . .

. . . , . . . , . . .

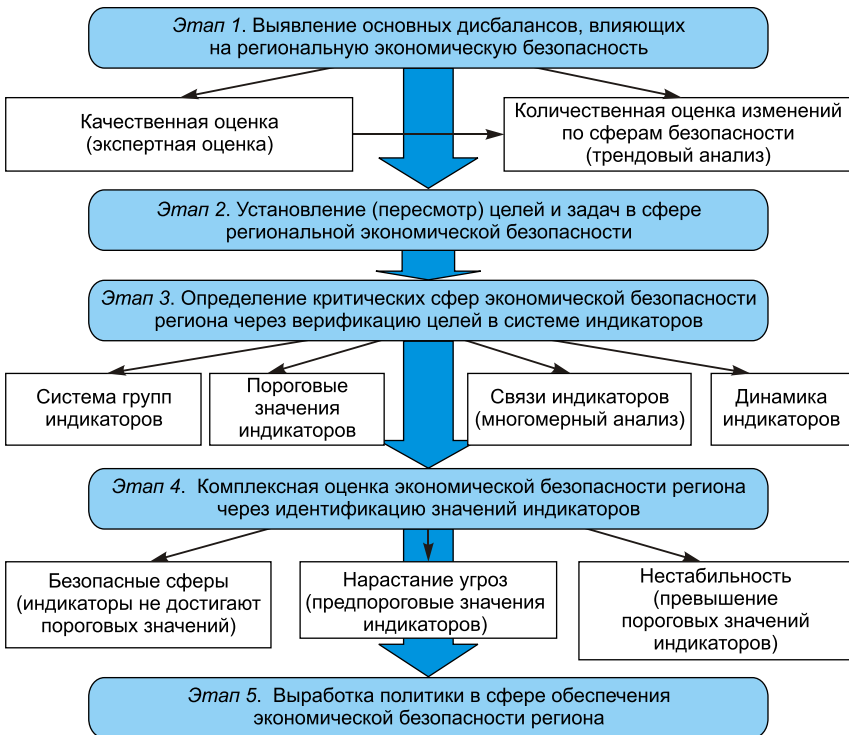
 ,
 -
 ,
 .
 -
 : ((-
), ((-
), (-
),
 -
 .
 , - ,
 -
 () - ,
 , - ,
 ,
 , - ,
 ,
 -
 .
 -
 : 1) -
 , [14; 15]; 2)
 [13]; 3)
 , [12].
 . . . [1], . . . [3],
 . . . [4] . . . [7].
 [9]:
 ,) (

.
 (.) [5; 10], ,
 [11].
 :1) , ;2)
 , ;3) ,
 (, [1].
 (.. , [1; 8–11]).
 :
 (()).
 .
 :1) ,
 ;2) ,
 , ;
 3) ,
 .

(. 1):

()

(1);



. 1.

• ... (2 3),
 ;
 • ... , ...
 , ...
 (3);
 • ... ()
 , (4).
 (.)
 ,
 2006–2015 . ,
 , – [2; 4],
 ,
 ,
 1,
 .

1
 (URL: <http://stats.oecd.org/>).

| | | | | | |
|---|---|------|-------|--------|-------------|
| | - | | | 10 | |
| : | | | | | |
| | | | 75,00 | 67,83 | |
| | | - | 2,15 | 1,63 | |
| | | | 10,00 | 13,23 | |
| | | - | 1,00 | 0,82 | |
| | | - | 1000 | 890 | |
| | | | , % | 7,00 | 6,87 |
| | | | , % | 45,00 | 25,56 |
| | | - | | 750,00 | 808,43 |
| | | 1000 | | 0,015 | 0,990 |
| | | | - | 8,00 | 5,34 |
| | | | - | 30,00 | 52,93 |

| | | | | |
|--|---|-------------|-------|--------------|
| | - | | | 10 |
| | | - | 95,00 | 68,93 |
| | | , % | 48,60 | 50,68 |
| | | 10 . . | 10,00 | 2,84 |
| | | - | 10,00 | 5,15 |
| | | - | | |
| | | , % | 45,00 | 22,45 |
| | | | 40,00 | 38,72 |
| | | , % | 10,00 | 3,46 |
| | | , % | 12,00 | 5,09 |
| | | - | 4,00 | 13,55 |
| | | , % | 5,00 | 4,36 |
| | | (, %) , - | 5,00 | 42,00 |
| | | () | 2,00 | 0,40 |
| | | - | 15,00 | 15,36 |
| | | , % | | |

| | | | | |
|---|---|-----------|-------|--------------|
| | - | | | 10 |
| | | , % | 65,00 | 26,28 |
| | | | 8,00 | 16,64 |
| | | - | 1,00 | 1,09 |
| | | , % | 7,00 | 17,15 |
| | | () - | 1,00 | 0,96 |
| | | | 0,34 | 0,42 |
| : | | | | |
| | ' | , % | 40,00 | 42,94 |
| | ' | - | 3,00 | 18,48 |
| | ' | () | | |
| | ' | , % - | 70,00 | 69,68 |
| | ' | , % - | 20,00 | 5,08 |
| | ' | , % - | 25,00 | 23,86 |
| | ' | () - | 1,00 | 1,37 |
| | ' | 100 () - | 50,00 | 49,69 |
| | ' | , % - | | |
| | ' | () - | 1,00 | 0,74 |

| | | | | | |
|--|----------|------------|-------------|--------------|------|
| | - | | | 10 | |
| | | | 7,9 | 7,5 | |
| | | 1000 | | | |
| | | , % | 3,00 | 0,78 | |
| | | 10 | | 6,26 | 1,71 |
| | | , % | 20,00 | 10,52 | |
| | | , % | 5,00 | 3,05 | |
| | | (), % | 15,00 | 2,43 | |
| | | - - , % | 20,00 | 0,79 | |
| | | - , % | 100,00 | 14,23 | |
| | | | 120,0 | 108,4 | |
| | - , % | 15,00 | 6,16 | | |
| | | 1,0 | 0,7 | | |
| | , % | 10,00 | 3,68 | | |
| | - , % | 5,00 | 12,01 | | |

| | | | | |
|--|---|-----|--------|---------------|
| | - | | | 10 |
| | | - | 1,00 | 2,13 |
| | | () | | |
| | | - | 15,00 | 5,96 |
| | | , % | | |
| | | , - | 50,00 | 67,32 |
| | | , % | | |
| | | , - | 200 | 270 |
| | | , - | | |
| | | , % | 100,00 | 87,25 |
| | | | 102,00 | 106,76 |
| | | , % | 100,00 | 518,66 |
| | | - | | |
| | | (| 49,31 | 23,05 |
| | |), | | |

59

0

2, ..., 58

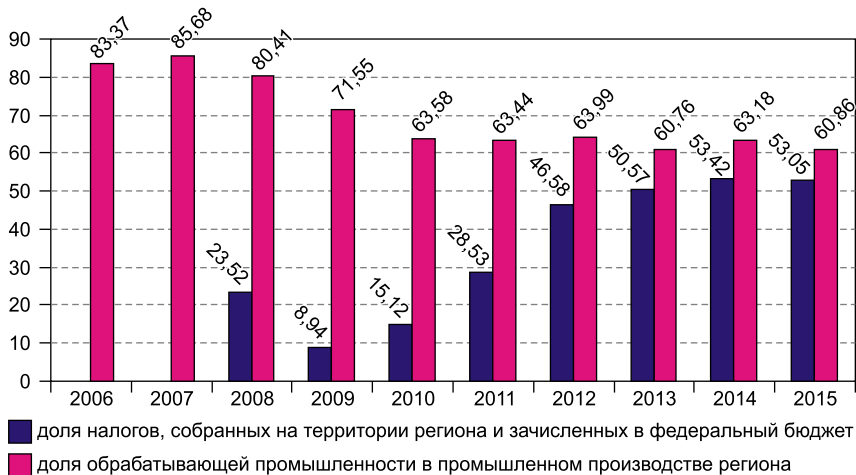
; 3)

: 1)

; 2)

; 4)

59
17 ()
)
(,)
, ()
)
(,)
1998 . 2014-2015 .
2015 .
89%
:
, 2015 .- 19%
22,5% (.2)
,
21,9%
2015 .
2
, ()



. 2.

, %

98,9%

2014 .

«

»

66

, - 1,8 .

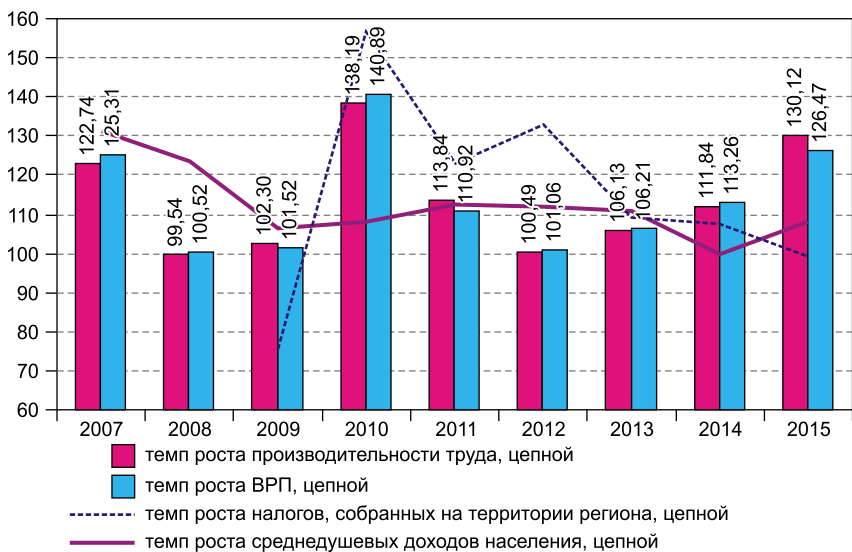
: 2015 . 45%

. 2015 . 54%

(2008 . - 23,5%),

6

(. . 2;



. 3.

, %

. 3).

9

51,64

- , -
 (,
 -
 : -0,85).
 12,4% 2006 . 4,7% 2015 .
 - , ,
 .
 80%,
 (32%
 3%).
 - , -
 -
 .
 (-0,46),
 (:
 - 0,02,
 -0,24,
 -
 0,21). , -
 -
 (-0,67),
 (-0,55)
 (0,74). ,
 :
 , -
 , -
 (,)
 , -
 -
 . -

, (-
 : -0,79)
 , , -
 , « » [2, . 20].
 , :
 18% .
 , -
 , , -
 , , .
 :
 (0,79), -
 (0,92). -
 (-0,79). , -
 , -
 , . -
 , -
 : , -
 . -
 : -
 , ;
 .
 * * *
 -
 -

3
(0,53), (0,62). (0,52). (0,55), (0,52),

,
 -
 -
 -
 4,
 .

«
 -
 »

1. . . . //
2. .- 1997.- . 67, 9.- . 771-776. -
3. : .- . : ; -
 , 2015.- 60 . -

4
 , (, , -
), ((-
 : 0,79) (-
 : 0,87), (: 0,78),
 ((: 0,82), -
 (:
 -0,79, -0,92, -
 0,85).

The research is prepared within the framework of the grant «Methodological approaches to assessing and making a structural policy for human capital reproduction to establish a strategy for the sustainable development of territories in Krasnoyarsk Krai under diversification and technological modernization of the economy» supported by the Krasnoyarsk Regional Fund for Scientific and Technological Activities

References

1. *Abalkin, L.I.* (1997). Ekonomicheskaya bezopasnost Rossii [Economic security of Russia]. Vestnik Rossiyskoy akademii nauk [Herald of the Russian Academy of Sciences], No. 9, Vol. 67, 771–776.
2. *Glazyev, S.Yu.* (2015). O neotlozhnykh merakh po ukrepleniyu ekonomicheskoy bezopasnosti Rossii i vyvodu rossiyskoy ekonomiki na traektoriyu operezhayushchego razvitiya. Doklad [Concerning Urgent Measures for Strengthening Economic Security of Russia and Placing Russia's Economy in Rapid Development Trajectory]. Moscow, Institute for Economic Strategies, Russian Biographical Institute, 60.
3. *Glazyev, S.Yu.* (1997). Osnovy obespecheniya ekonomicheskoy bezopasnosti strany – alternativnyy reformatsionnyy kurs [The basis of ensuring the economic security of the country: alternative reformation course]. Rossiyskiy ekonomicheskiy zhurnal [Russian Economic Journal], 1, 3.
4. *Illarionov, A.N.* (1998). Kriterii ekonomicheskoy bezopasnosti [Criteria of economic security]. Voprosy ekonomiki [Problems of Economics], 10, 35–58.
5. *Kazantsev, S.V.* (2014). Zashchishchennost ekonomiki regionov Rossii [Security of the Economy of Russian Regions]. Novosibirsk, Institute of Economics and Industrial Engineering SB RAS Publ., 180.
6. *Novoselov, A.S.* (2006). Region kak iskhodnoe ponyatie teorii regionalnogo vosproizvodstva [Region as a basic term of regional reproduction theory]. Region: ekonomika i sotsiologiya [Region: Economics and Sociology], 3, 3–14.
7. *Senchagov, V.K.* (2008). Metodologiya obespecheniya ekonomicheskoy bezopasnosti [Methodology of maintenance of the economic security]. Ekonomika regiona [Economy of Region], 3, 28–39.
8. *Senchagov, V.K. & A.I. Soloviev.* (2015). Globalnye disbalansy, riski i ekonomicheskaya bezopasnost Rossii [Global imbalances, risks and economic security of Russia]. Vestnik finansovogo universiteta [Bulletin of the Financial University], 6, 19–29.
9. *Tatarkin, A.I. & A.A. Kuklin.* (2012). Izmenenie paradigmy issledovaniy ekonomicheskoy bezopasnosti regiona [Changing the paradigm of region's economic security research]. Ekonomika regiona [Economy of Region], 2, 25–39.
10. *Kazantsev, S.V. & V.V. Karpov* (Eds.). (2016). Ugrozy i zashchishchennost ekonomiki Rossii: opyt otsenki [Threats and Security of Russia's Economy: Experience]

rimental Evaluation]. Novosibirsk, Institute of Economics and Industrial Engineering SB RAS Publ., 280.

11. *Bukharova, E.B. & S.A. Samusenko* (Eds.). (2016). *Ekonomika Krasnoyarskogo kraya: sistema regionalnoy ekonomicheskoy bezopasnosti v usloviyakh krizisa* [The Economy of Krasnoyarsk Krai: A System of Regional Economic Security Under Crisis Conditions]. Krasnoyarsk, Siberian Federal University Publ., 226.

12. *Hacker, J., P. Rehm & M. Schlesinger*. (2013). The insecure American: economic experiences and policy attitudes amid the Great Recession. *Perspectives on Politics*, 11 (March), 23–49.

13. *Lusardi, A., D. Schneider & P. Tufano*. (2011). Financially Fragile Households: Evidence and Implications. National Bureau of Economic Research. Working Paper Series No. 17072. Available at: <http://www.nber.org/papers/w17072> (date of access: 12.09.2016).

14. *Osberg, L. & A. Sharpe*. (2005). How should we measure the «economic» aspects of well-being? *Review of Income and Wealth*, Vol. 51, Iss. 2, 311–336.

15. *Hacker, J.S., G. Huber, A. Nichols et al.* (2012). The Economic Security Index: A New Measure for Research and Policy Analysis. Federal Reserve Bank of San Francisco. Available at: <http://www.frbsf.org/publications/economics/papers/2012/wp12-21bk.pdf> (date of access: 06.09.2016).

Information about the authors

Bukharova, Evgeniya Borisovna (Krasnoyarsk, Russia) – Candidate of Sciences (Economics), Professor, Director of the Institute of Economics, Management and Environmental Studies, Siberian Federal University (79, Svobodny av., Krasnoyarsk, 660041, Russia, e-mail: buch_53@mail.ru).

Samusenko, Svetlana Anatolievna (Krasnoyarsk, Russia) – Candidate of Sciences (Economics), Associate Professor, Senior Researcher at the Center for Education and Studies in Spatial Economics, Siberian Federal University (79, Svobodny av., Krasnoyarsk, 660041, Russia, e-mail: sv_sam@bk.ru).

Semenova, Anna Robertovna (Krasnoyarsk, Russia) – Candidate of Sciences (Economics), Associate Professor, Dean of Extramural Faculty of Economics, Siberian Federal University (79, Svobodny av., Krasnoyarsk, 660041, Russia, e-mail: annrs@mail.com).

17.10.2016 .

© 2016